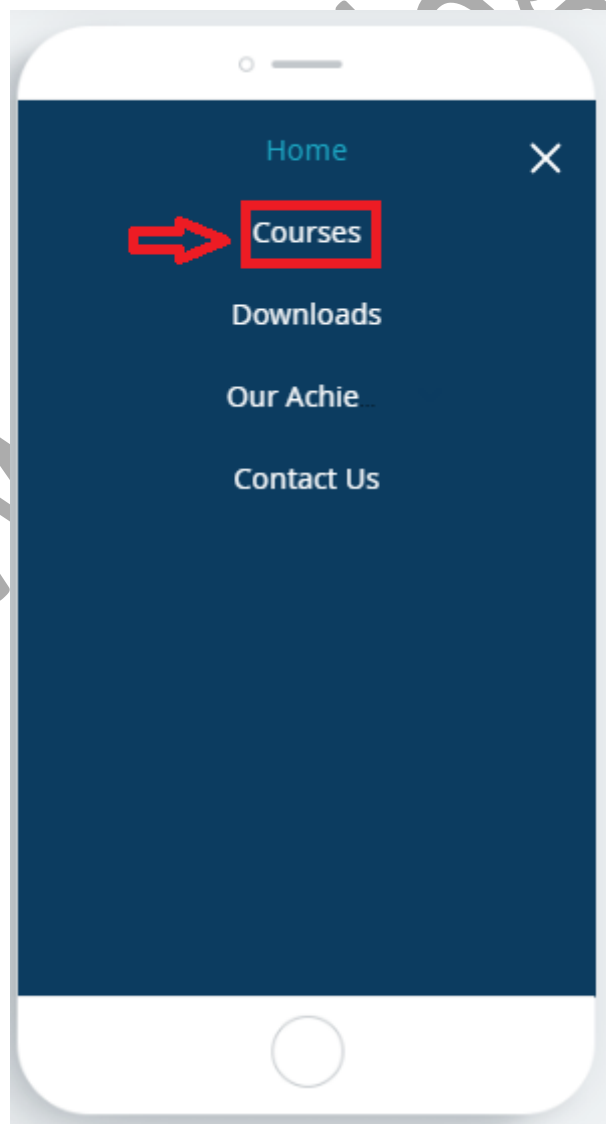
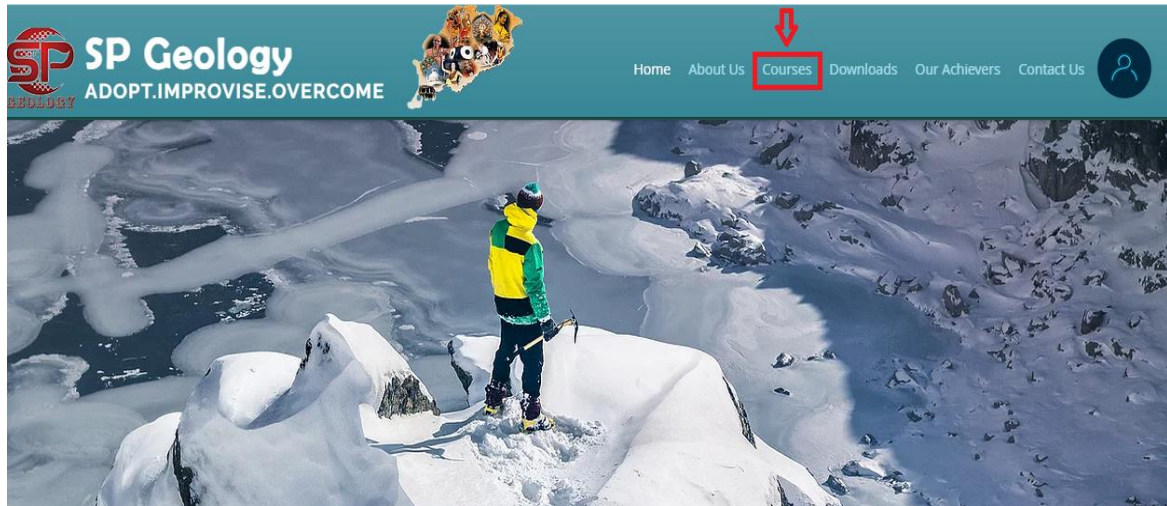


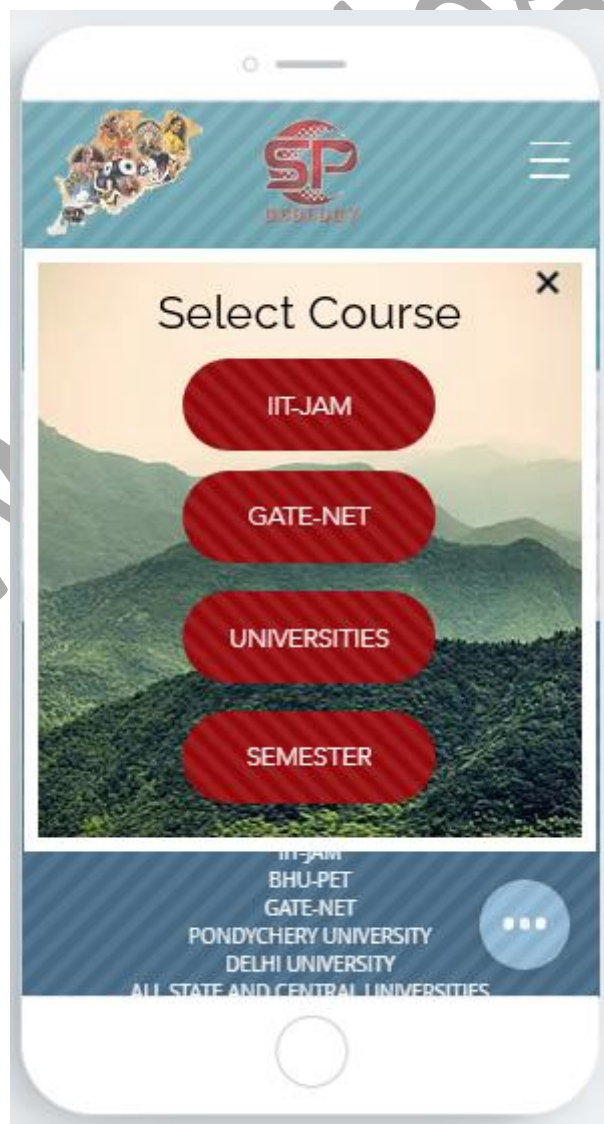
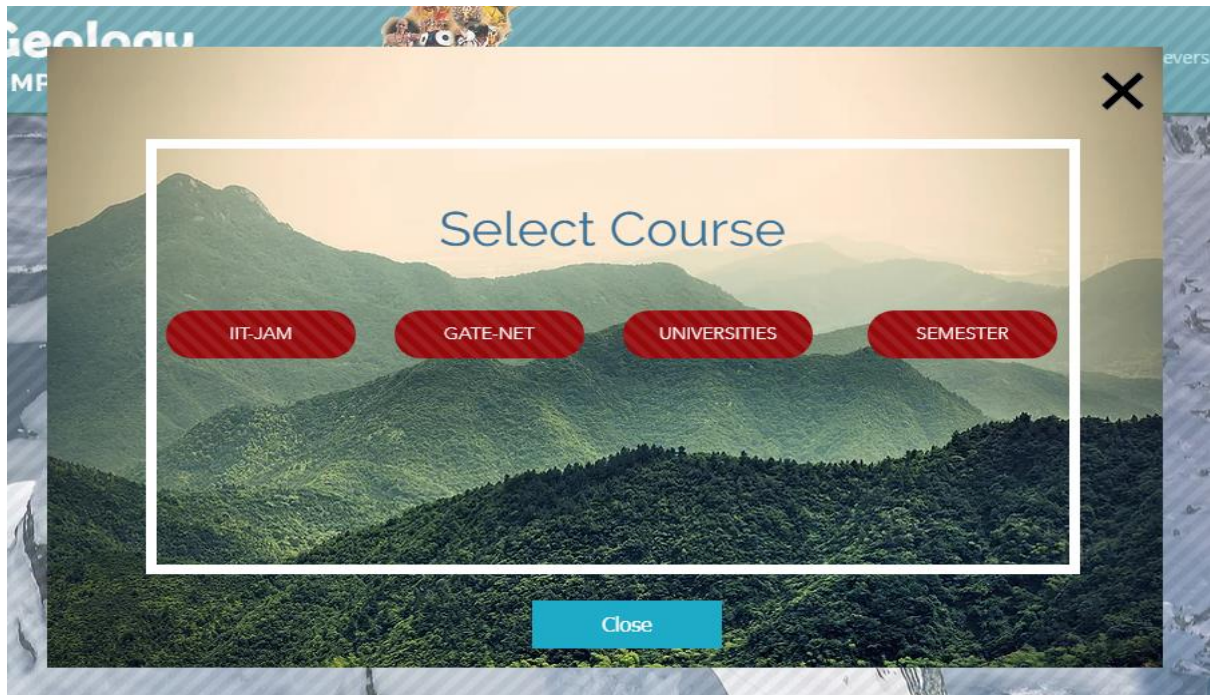
# ADMISSION PROCEDURE

1. Go to [www.spgeology.org](http://www.spgeology.org)

2. Click on Courses

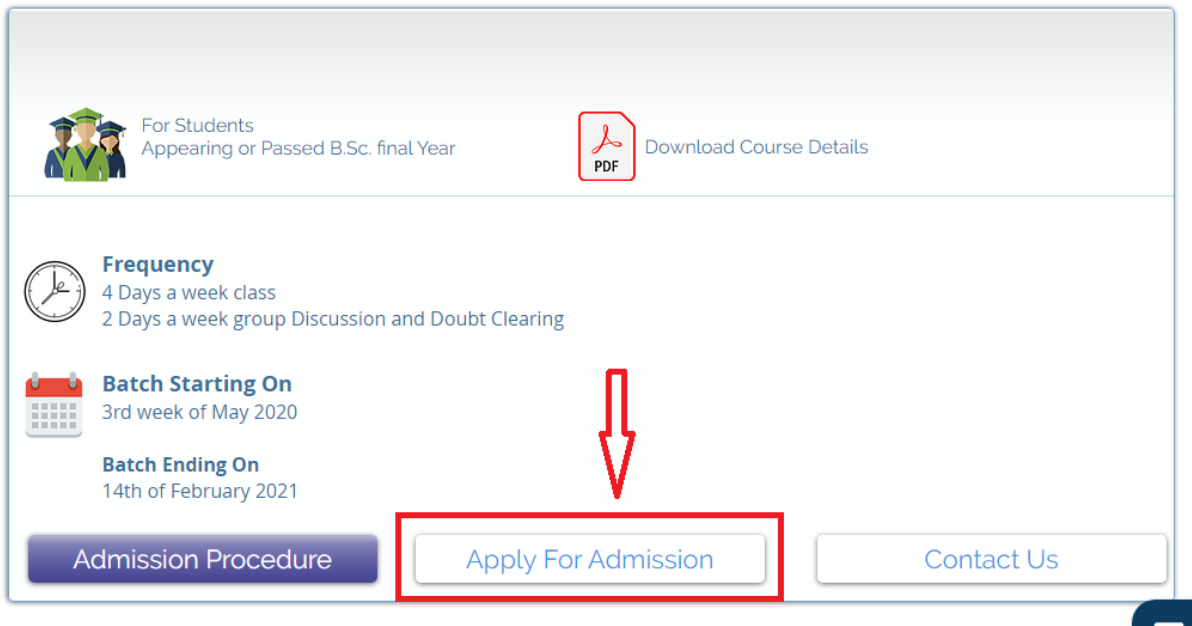



### 3. Select your Course





## 4. Click on Apply for Admission


### IIT-JAM



 For Students  
Appearing or Passed B.Sc. final Year

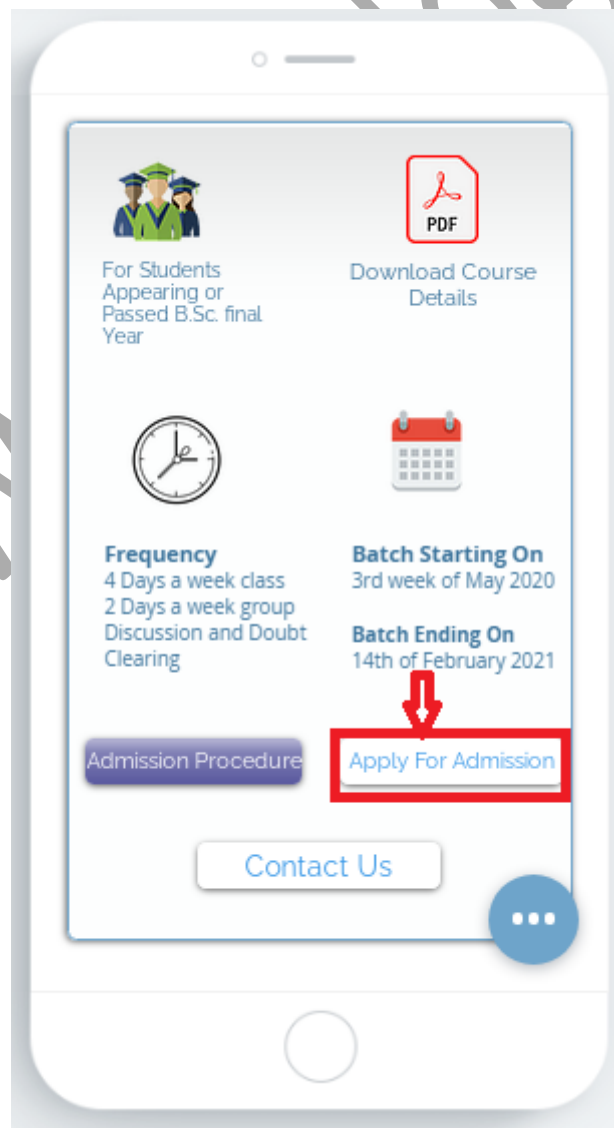
 Download Course Details


 **Frequency**  
4 Days a week class  
2 Days a week group Discussion and Doubt Clearing


 **Batch Starting On**  
3rd week of May 2020


**Batch Ending On**  
14th of February 2021


[Admission Procedure](#) [Apply For Admission](#) [Contact Us](#)



 For Students  
Appearing or  
Passed B.Sc. final  
Year

 Download Course  
Details

 **Frequency**  
4 Days a week class  
2 Days a week group  
Discussion and Doubt  
Clearing

 **Batch Starting On**  
3rd week of May 2020

**Batch Ending On**  
14th of February 2021

[Admission Procedure](#) [Apply For Admission](#)

[Contact Us](#)

5. Fill up Your Personal details and click on NEXT

The screenshot shows a form titled "STUDENT REGISTRATION FORM" with a sub-section "PERSONAL DETAILS". The form contains the following fields:

- Full Name \* (Text input: Name)
- Phone \* (Text input: Phone with WhatsApp)
- Email \* (Text input: Email)
- Gender \* (Dropdown menu: Choose)
- Guardian's Name \* (Text input: Father/Mother)
- Guardian's Phone (Text input: Phone)
- Address (Text input: Address with pincode)
- College (Text input: College Name)

A green "Next" button is located at the bottom of the form.

6. Fill up your course details (course name, online/offline), upload your passport sized photo and Click on Submit

This section of the form includes:

- Course Applying For (Dropdown menu)
- Course Mode (Dropdown menu)
- Upload your passport sized Photo \* (Text label)
- Upload File + (Text input)
- Upload supported file jpg-jpeg only (Max 15MB) (Text label)

At the bottom, there are two buttons: "Back" and "Submit Application".

8. After successful submission of your application, your details will be verified from our side. And you will be contacted from our side via WhatsApp or call