

SP Geology

ADOPT.IMPROVISE.OVERCOME

ADMISSIONS OPEN

IIT-JAM

Geology 2023

INFORMATION BROCHURE

Contact Us:

Website: www.spgeology.org

e-Mail: spgeology007@gmail.com

Phone: 9658509205

Address: Shreevihar Colony,
Tulsipur, Cuttack, 753008

Register before

26th

May 2022

About Us: SP Geology

Back in 2013, there was no such institute in Odisha which was providing good and quality guidance for the IIT JAM entrances or GATE examinations for the subject like geology. Colleges providing only classroom study was barely enough for the students to overcome the entrance examination. To fulfil the need of the hour, We three group of friends decided to start an educational institution which focuses to help, guide and nurture students who seek to achieve their goals. Thus, the story of SP Geology began. We started with a batch of 10 students merely and now we extend our help to over 100 students every year including the both IIT-JAM and GATE batch. The objective of our institute always remains to help and prosper others rather than just running an educational business.

About IIT JAM

From the Academic Session 2004-05, IITs started conducting a Joint Admission test for M.Sc. (JAM). The objective of JAM is to provide admissions to M.Sc. (Two-Year), Msc.Tech., M.Sc.-Ph.D. Dual Degree for Geology. The curricula for these programmes are designed to provide the students with opportunities to develop academic talent leading to challenging and rewarding professional life. The curricula are regularly updated at the IISc and IITs. The interdisciplinary content of the curricula equips the students with the ability to utilize scientific knowledge for practical applications. The medium of instruction is English for all the above-mentioned programmes. All programmes are open to all eligible students irrespective of their nationality

Participating IITs for Geology:

1. IIT Bombay (IITB): Two-Years Master of Science (M.Sc.) Programmes in (i) Applied Geology
2. IIT (ISM) Dhanbad (IITISM): • Three-Years Master of Science and Technology (M.Sc.Tech) Programmes in (i) Applied Geology
3. IIT Kharagpur (IITKgp): Joint M.Sc.-Ph.D. Programmes in (i) Geology
4. IIT Roorkee (IITR): Two-Years Master of Science (M.Sc.) Programmes in (i) Applied Geology
5. IIT Bhubaneswar (IITBBS): Joint M.Sc.-Ph.D. Programmes in (i) Atmosphere & Ocean Sciences, (ii) Geology

Participating NITs for Geology:

1. NIT Rourkela (NITR): Two-Years Master of Science (M.Sc.) Programmes in (i) Applied Geology
2. NIT (ISM) Durgapur (NITD): • Two-Years Master of Science (M.Sc.) Programmes in (i) Geology and Geoinformatics
3. IIST, Shibpur: Two-Years Master of Science (M.Sc.) Programmes in (i) Applied Geology

Courses Offered in SP Geology

We offer all round coaching for IIT-JAM entrance through both classroom (Offline) and digital platform (Online). The course session commences from May and Ends in February of every educational year. The course is not only focused on IIT-JAM syllabus, it provides all fundamentals. Followings are the key features of the course.

IIT-JAM through Classroom Facility

- Conventional classrooms
- Group Discussion and Viva sessions
- Online test through android application in JAM format
- Special NAT sessions
- Self-assessment tests
- Unit wise Exam sessions
- Institute Personal Library Facility
- Round the clock doubt clearing
- 10 Jam Patter Tests after course completion
- Access to previous five-year Jam Pattern Tests of the Institute
- Exam UI synchronised with Real time JAM Examination (Go to **Appendix II** for exam UI screenshots)

IIT-JAM through Digital Platform

- Online live classes
- Online test through android application in JAM format
- Special NAT sessions
- Self-assessment tests
- Unit wise Exam sessions
- Institute read-only Online library
- All operations through android application with tranquil user interface
- Special doubt clearing sessions
- 10 Jam Pattern Tests after course completion
- Exam UI synchronised with Real time JAM Examination (Go to **Appendix II** for exam UI screenshots)

Admission Procedure

- Candidates seeking admission to IIT-JAM course can follow the steps given in Appendix I for registering themselves with us.
- Admission is done through online application in our official website www.spgeology.org

Fee Structure

Sl. No.	Course Name	No. of Instalments	Amount per Instalment	Total
1	IIT-JAM Offline	2 (Two)	11000.00	22000.00
2	IIT-JAM Online	2 (Two)	7000.00	14000.00

N: B: The 1st Instalment of the respective course should be deposited at the time of taking admission.

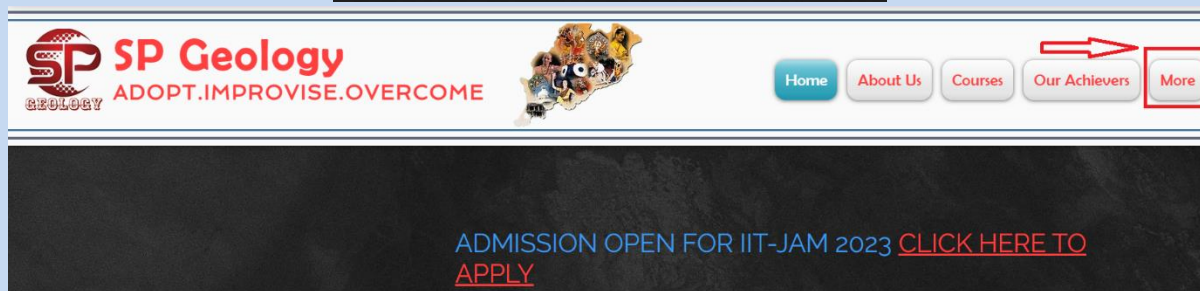
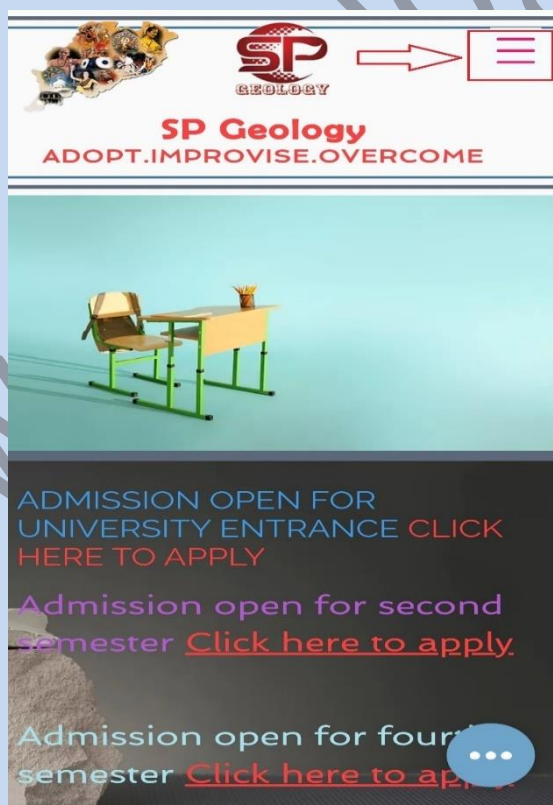
Important Dates

Sl. No.	Event	Date
1.	Start of Online Application	6 th May 2022
2.	Last Date of Online application	26 th May 2022
3.	Commencement of classes (Both Online & Offline)	26 th May 2022

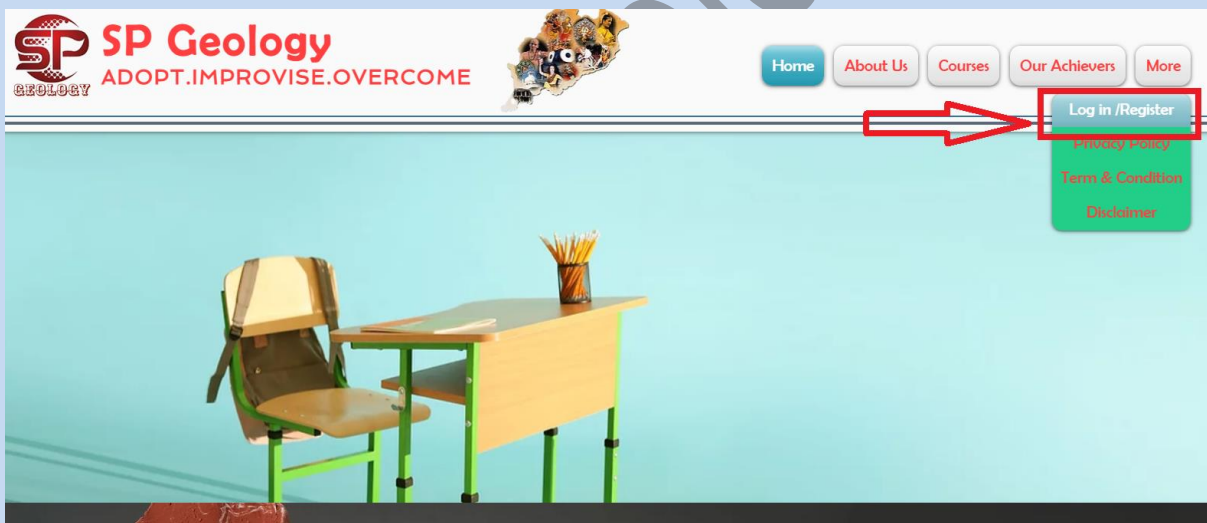
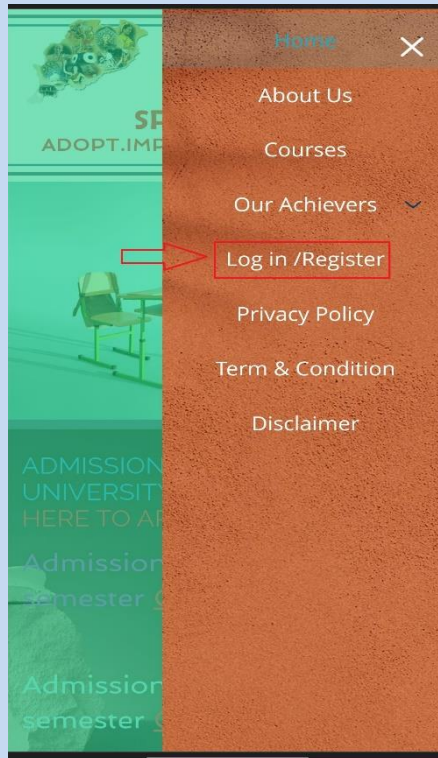
Appendix I

(Admission Procedure)


1. Go to www.spgeology.org
2. Click on the Mobile menu icon (Mobile)/ More in WebView



3. Click on Log In / Register



4. Click On Register



Sign In

Login*

Password*


☐ Remember Me

[SIGN IN](#)

[Forgot Password?](#)

Don't have an account? [Register](#)

[Contact Us](#)



Sign In

Login*

Password*

☐ Remember Me

[SIGN IN](#)

[Forgot Password?](#)

Don't have an account? [Register](#)

[Contact Us](#)

5. Fill up your correctly, your personal details, course details, upload your passport sized photo carefully and click on sign up

Already have an account? Then please [sign in](#).

Username*

Required. 150 characters or fewer. Letters, digits and @/./+/-/_ only.

Name of User

Phone

+91

Gender*

Male

Dob*

YYYY-MM-DD

Category*

GEN

College | University

Course Applying For*

Course Mode*

Online

Guardian's Name

Father/Mother

Guardian phone

+91

Address

Address With Pincode

Email address

Password*

- Your password can't be too similar to your other personal information.
- Your password must contain at least 8 characters.
- Your password can't be a commonly used password.
- Your password can't be entirely numeric.

Password confirmation*

Enter the same password as before, for verification.

Image

Choose file No file chosen

SIGN UP >>

geology.org/accounts/signup/

Maps Welcome to GATE-J... Suggested Sites

Sign Up

Already have an account? Then please [sign in](#).

Username*

Required. 150 characters or fewer. Letters, digits and @/./+/-/_ only.

Name of User

Phone

+91

Gender*

Male

Dob*

6. After successful submission, a verification link will be sent to your given e-Mail ID, click on the link to verify yourself as a genuine applicant.

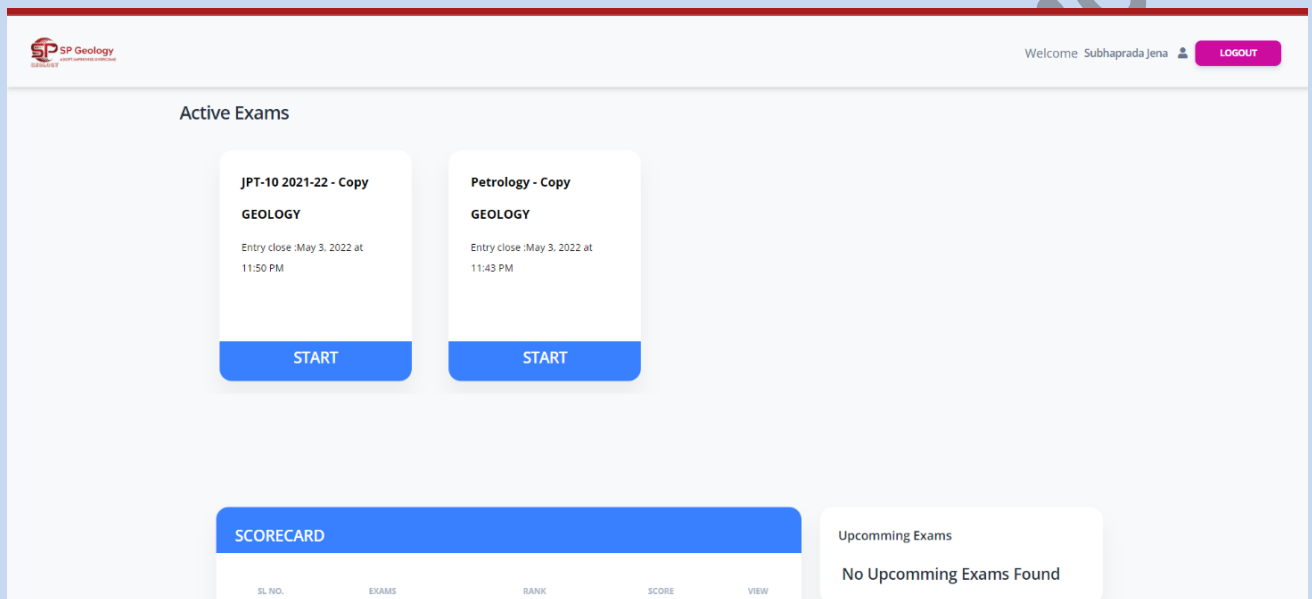
7. Sit back and relax, we will reach you with in 24 hour and approve your account after successful verification.

Appendix II

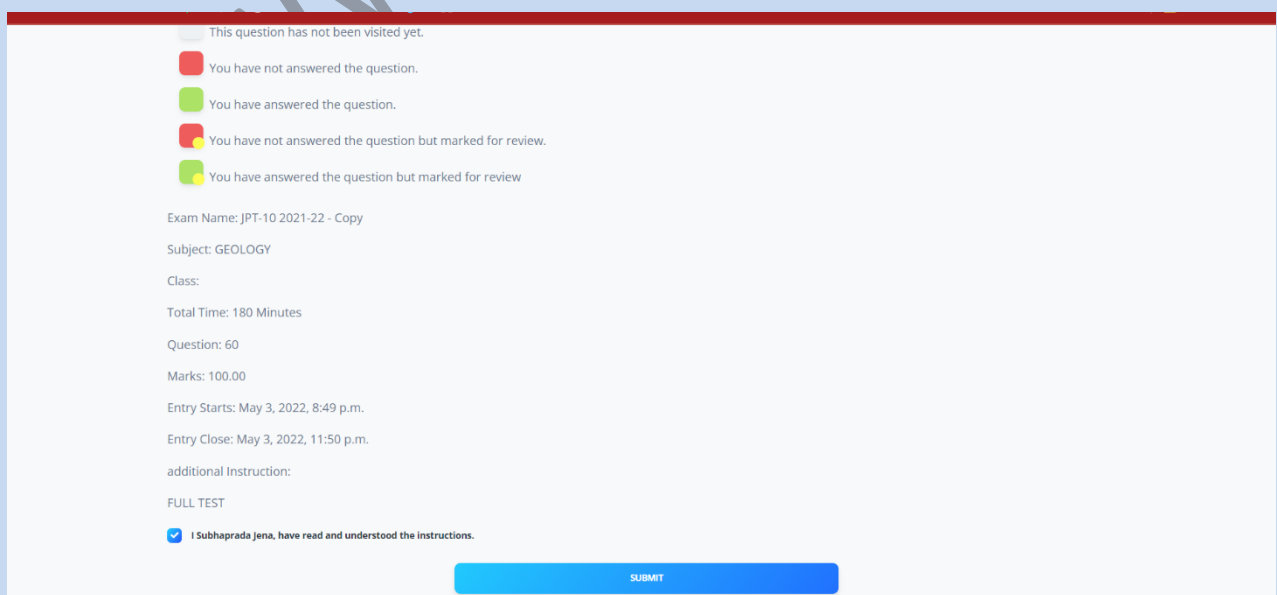
(Examination UI Screenshots)

N: B: The examination UI is also available in Mobile application available in Play store. This is a module just to introduce the real time exam UI that perfectly synchronised with the IIT-JAM exam UI

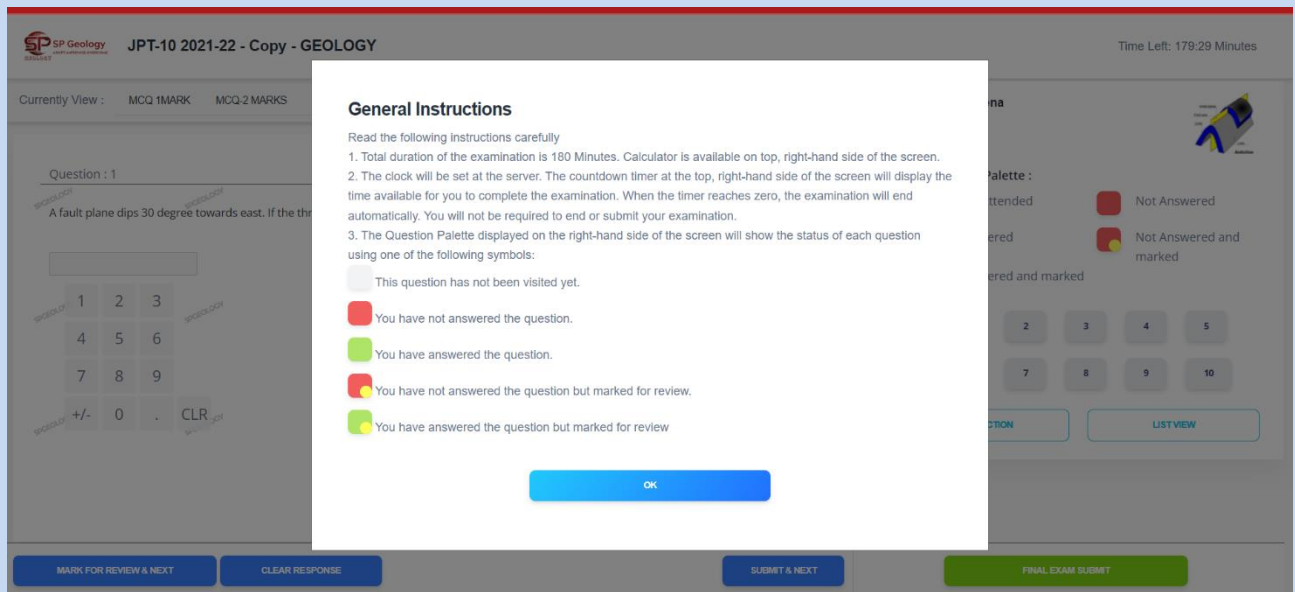
1. Exam and Score Window



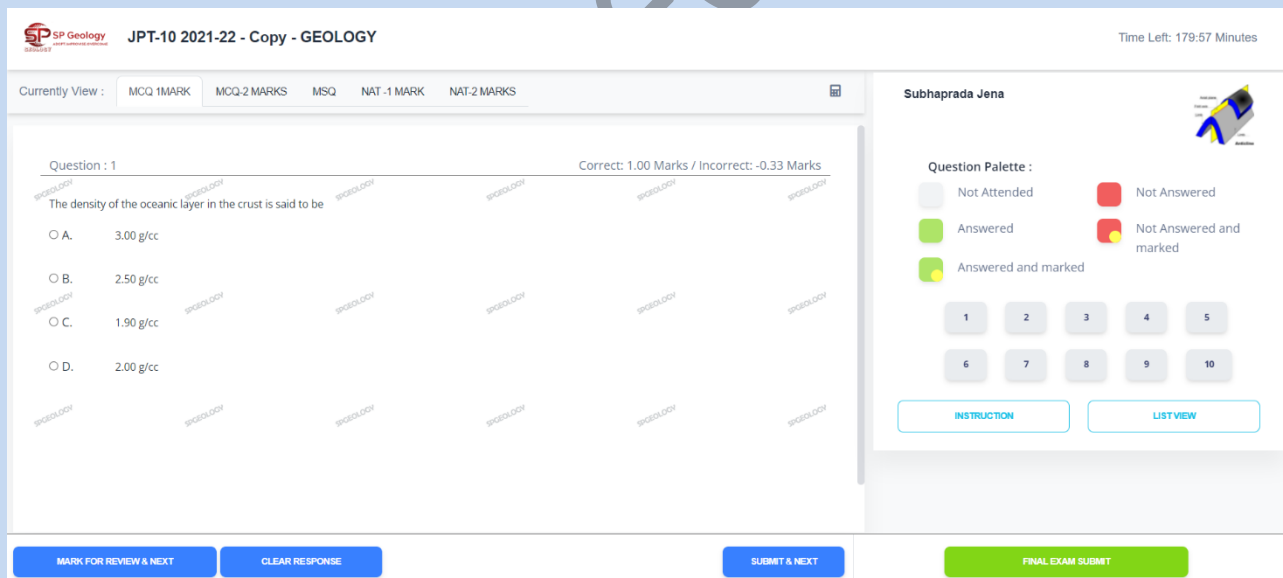
2. Exam Instructions Window



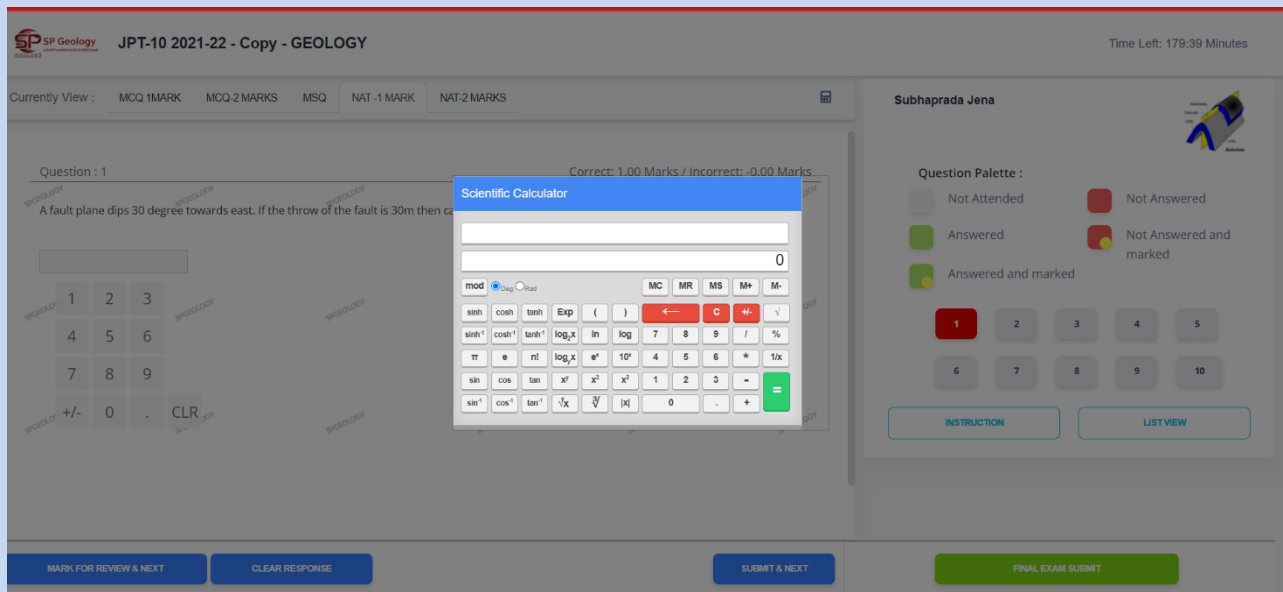
3. General Instruction Window



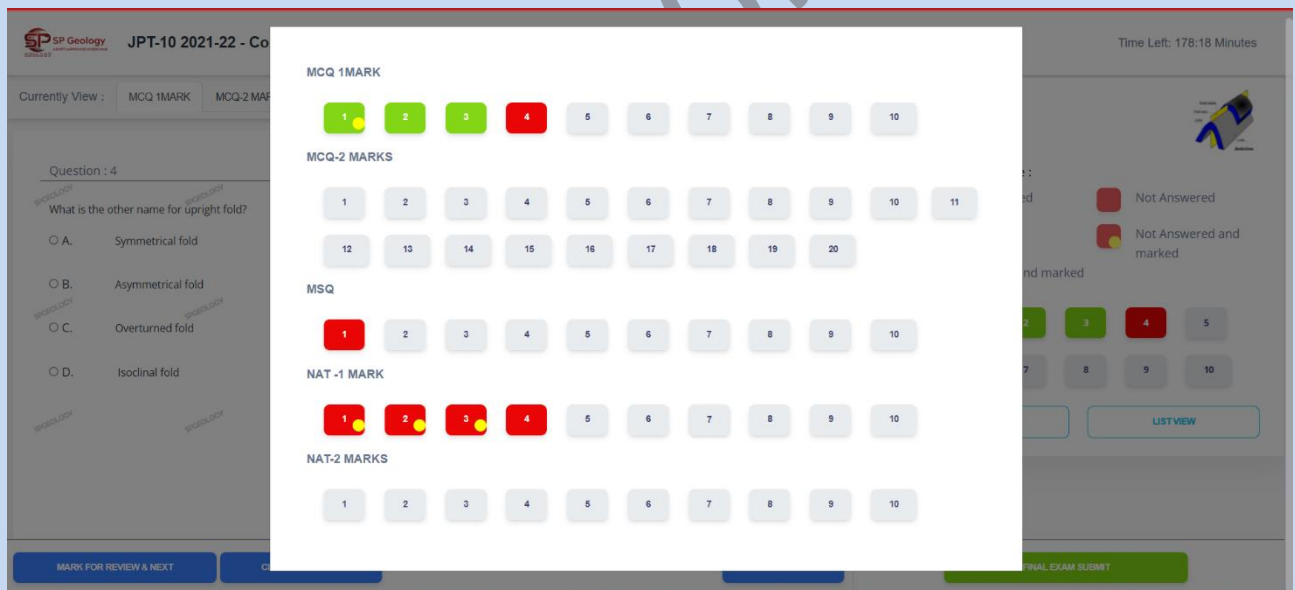
4. Q & A Window



5. Virtual Calculator Window



6. Question swapping Window



ONLINE CLASS

- Online classes in our institute are done via **smart student** application.
- Smart student application can be download from Play store
- After registration your id password for online class will be sent to you from us via SMS
- Followings are the class joining instruction
 - Classes will be taken in online mode with the use of smart student credentials.
 - Steps to join a class are: <https://smartclasses.in/studentlogin>
Open this link in Google Chrome using your Laptop, PC or mobile (Or Open Smart Student application in your mobile) > log in with your smart student credentials > My Activity > My Class > Start Class.
 - During the ongoing of a class, it is mandatory to share your live video. It is to be noted that the students who will not be able to turn on their video will be removed from the class and will not be allowed for further joining. If anyone is having any issue with connection speed then your parent should give us a call for further proceedings.
 - Your audio sharing will remain in mute mode; however, you can turn on your audio sharing to ask your doubt at any moment and after asking you have to mute that again immediately.
 - It is recommended to do a conversation with your teacher in public chat window.

- Students are not allowed to take any personal call during a class ongoing.
- Use of a PC with suitable internet connection is preferred. Before using your PC, make it confirm that your all background data consumption actions are stopped and your connection is set in a metered connection mode.
- During the ongoing of a particular class don't call your teacher for any problem directly to their cell phone which affects the ongoing class. You can first ask in WhatsApp to do so

Waiting To Be a Part of Your Marvellous
Journey Towards Success

Thank you